

Wireless



The Huygens Laboratory, Oort Building and Gorlaeus Building have been configured with a wireless network that is both University Generic and Observatory specific. The current wireless access points should cover most of the building space and you should be able to see several wireless networks everywhere.

These wireless networks have the following names:

- Leiden University
- Eduroam
- UL-STRW-LION
- nuwd-laptop

Both these networks have their own specialities. Let's discuss below what they are for each network and how to connect to it. Eduroam is a university wide network available everywhere at each of the university buildings. The UL-STRW-LION networks are available only in the Huygens Laboratory, Oort Building and the Gorlaeus Building and give special access to LION and STRW resources such as printers and shares.

~~NOTE: If you want to make use of the special facilities provided by the UL STRW LION do NOT login to the Leiden University network. That will block your MAC address and disable login to UL STRW LION. If this has happened (by accident) then request your MAC address release from the ISSC (mail to helpdesk@issc.leidenuniv.nl).~~

Leiden University

This is the open wireless network that provides general internet access using you ULCN account information. you do not need a key to connect to this network and this means that all your traffic is travelling the ether unencrypted. For details how to authenticate to obtain a working internet connection see [wifi-and-eduroam](#)

If you connect to the network and you open a browser with a url to any of your preferred sites you will get the following screen:

English Nederlands



Universiteit Leiden

Leiden University Wireless Access

Please register your device in order to use this network


Please enter the user name and password:

- ☒ I have a ULCN account, or I am a guest with a guest account.
- ☐ I am a guest and I have been provided with an activation code

OK

After one chooses the ULCN account option and clicks OK the following screen appears:

English Nederlands



Universiteit Leiden

Leiden University Wireless Access

Please register your device in order to use this network

Please enter the user name and password:

Username*

Password*

Now enter you ULCN account information (the account you use for Self Service and other Corporate Applications. After successful authentication you can proceed with internet browsing.

Eduroam

This is the standard Educational Roaming Network that you may already be used to. It provides secure wireless access using your ULCN account information not only at this University but in principle everywhere in the educational world. For details how to setup the Eduroam connection see [wifi-and-eduroam](#)

Arrange guest access to eduroam wifi yourself

As of February 2018, you can temporarily arrange access to the eduroam Wi-Fi network for your guests or visitors via Eduroam Visitor Access (EVA) website.

- Visit <https://eva.eduroam.nl>
- Select 'Leiden University'
- Login with your ULCN-account
- Click on 'create visitor'
- Fill in the details and click 'send'

Your visitor(s) will be notified via e-mail and/or SMS that a temporary account has been created. You can give access to up to 3 guests at a time per month. The access is valid for 5 days. You can decide for yourself which 5 days your visitor should have access. After 5 days, the temporary account will automatically expire.

UL-STRW-LION

This is the open network that is to replace the 'old' HLOortNetwork and is a network that is specific to the Huygens Laboratory and Oort Buildings. This networks allows you to use your local Sterrewacht,

Physics or Lorentz Institute account. And it will give you additional capabilities not provided by other networks such as printing on local printers of your institute.

You do not need a key to connect to this network and this means that all your traffic is traveling the ether unencrypted. If you connect to the network and you open a browser with a url to any of your preferred sites you will get the following screen:


English Nederlands



Universiteit Leiden

Leiden University Wireless Access

Please register your device in order to use this network



Pick your domain:

☐ LION

☐ LORENTZ

☐ STRW

OK **Restart**

After one chooses the one of the domains and clicks OK the following screen appears:


English Nederlands



Universiteit Leiden

Leiden University Wireless Access

Please register your device in order to use this network



Please enter the user name and password:

Username*

Password*

Here you fill in your personal institute account information to gain access to internet and the special features in this network. Fill in your account information and click OK. After successful authentication you can start browsing the internet.

For details on how to connect to local printers, see [laptop printing](#). For an overview of other connections you can make from your laptop to other systems, see [laptop connectivity](#)

nuwd-laptop

This is a special wireless network that provides connectivity for University managed laptops and cannot be used otherwise.

From:
<https://helpdesk.strw.leidenuniv.nl/wiki/> - **Computer Documentation Wiki**

Permanent link:
<https://helpdesk.strw.leidenuniv.nl/wiki/doku.php?id=generic:wireless&rev=1711396678>

Last update: **2024/03/25 19:57**

